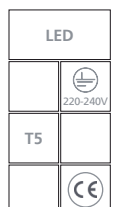


# Slate

- D** Direkt / indirekt strahlende Leuchte, Abdeckung aus Acrylglas 3mm opal satiniert.  
Grundblech Alu, weiss lackiert, werkzeuglose Montage des Glases.
- E** Direct or indirect beam lighting. 3mm cover of acrylic glass (thick translucent).  
Base plate in aluminium, white. No-tool mounting of the cover glass.
- I** luce diretta / indiretta, copertura in vetro acrilico 3mm opale,  
montatura in alluminio laccato bianco, montaggio senza attrezzi del vetro
- ES** Luminaria de techo fabricada en aluminio y difusor acrylico  
Con haz de luz directo e indirecto



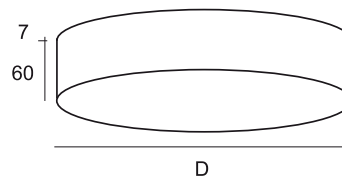


# SLATE

D / E

Typ typ	Material material	Lampen lamps	Anwendung application	Diffusor diffuser	Höhe height
---------	-------------------	--------------	-----------------------	-------------------	-------------

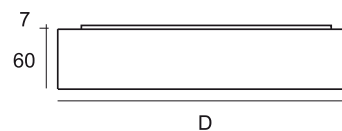
Anbau	Aluminium	LED	Innenbeleuchtung	Opal	67mm
surface	aluminio	LED	indoor	opal	



## Diffusor Opal

Lm 3000 K	Lm 4000 K	D (mm)	Art-Nr./Code
-----------	-----------	--------	--------------

2040	2100	350	SL350.###.##
3900	4100	450	SL450.###.##
5600	5900	650	SL650.###.##
8200	8600	920	SL950.###.##



Farbe / color	Kelvin	Dimmbar
---------------	--------	---------

#####.01.## weiss white	#####.##.3.# Kelvin 3000	#####.##.##.0 schaltbar non dimmable
	#####.##.4.# Kelvin 4000	#####.##.##.1 1-10V DIM 1-10V
		#####.##.##.2 DIM DALI DIM DALI